



2013 Graduating Student Survey Report





2013 Graduating Student Survey Report

Office of Institutional Research and Effectiveness

July 2013



Table of Contents

Procedure of Survey	1
Survey Results	1
Analysis of Results	2
2013 GSS Results	5
Demographics	5
Satisfaction with Departments and Services	14
DTS Goals	16
Overall Experience	18
Degrees	19
Intercultural Ministry	26
Core Competencies	27
Institutional Effectiveness	28
Appendix: Historical Comparison	29
Satisfaction with Departments and Services	29
DTS Goals	30
Overall Experience	31
Degrees	32
Intercultural Ministry	35
Core Competencies	36
Institutional Effectiveness	36

Graduating Student Survey Report

The Graduating Student Survey remains one of the largest assessments conducted by the Office of Institutional Research and Effectiveness at Dallas Theological Seminary. Since DTS graduates help fulfill our mission of building Godly servant leaders for the proclamation of the word and the building up of the body of Christ worldwide, we cherish their input, seeking to learn from it. Every graduating student is asked to complete this survey. Both student learning outcomes as well as satisfaction with programs, departments and services are surveyed. Improvements continue to be made to the instrument, alongside the utilization of the Graduating Student Questionnaire administered by the Association of Theological Schools, reported separately.

Procedure of Survey

The survey was administered online. Graduates from summer 2012, fall 2012, and spring 2013 were invited to participate through e-mail with links to the survey. The survey asks the graduating student to evaluate over thirty Seminary departments and services (from “very dissatisfied” to “very satisfied”), and to assess the accomplishment (“strongly disagree” to “strongly agree”) of the Seminary's goals in his or her life. Several open-ended questions ask the student to pinpoint particular high points and areas needing improvement. Additionally, students are asked questions specific to their degree program. Other questions gathered general demographic data and the respondents’ near and long-term career and education plans.

A specimen of the survey instrument is available through the Office of Institutional Research and Effectiveness.

Survey Results

Of the 354 students invited to participate in the survey, 214 responded for a *response rate of 60%*. Beginning on page 5, demographics are shown in comparison with the graduating student population. Starting on page 8, the survey results focus on agreement or satisfaction rather than offering a full reporting of all information. Historical referent data is presented in the Appendix showing the 2013 result in comparison to the historical average, beginning on page 27. Indication of variance from the historical average of 5% or more can be seen through a “+” or “-” in the last column. Additional breakdowns or specific cross referent information is available through the Office of Institutional Research and Effectiveness.

Analysis of Results

Demographics

Overall the survey population (N=214) remained closely aligned with the graduating student population (N=378). Noticeable differences however, are seen in that the survey sample held 5% more of 40+ age range than the population. Additionally, Naturalized citizens represented 5% less, while US born students represented 5% more when compared to the population.

Departments and Services

Seen on page 29, in comparison with historical averages, six of the thirty-six surveyed departments and services dropped 5 percentage points or more in satisfaction while five increased by 5 or more percentage points.

Dropping 5 or more percentage points off historical averages of satisfaction were:

- Classroom Conditions
- Turpin Library facilities/services
- Student Services
- Business Office Services
- Baylor Fitness Center at Dallas
- Food services at Dallas

Increasing 5 or more percentage points from historical averages of satisfaction were:

- + Parking at your campus
- + Spiritual formation groups
- + International Student Services*
- + Single Student Housing*
- + PhD Office*

**These services are limited to particular audiences, and thus their inherently low number of respondents tempers results.*

Institutional Goals

Of the twenty-six goals surveyed, beginning on page 30, when compared with the historical averages, only one goal dropped 5 or more percentage points of agreement, while three goals increased by 5 or more points.

Dropping 5 or more percentage points off historical averages of agreement was:

- Acquired a basic knowledge of premillennial, dispensational theology

Increasing 5 or more percentage points from historical averages of agreement were:

- + Acquired a basic knowledge of the historical development of the church
- + Developed leadership skills to help meet the spiritual needs of the world
- + Developed some interpersonal skills essential for effectiveness in ministry

Overall Experience

Concerning respondents' overall experience, two of the eight questions showed an increase from the historical average of 5 or more percentage points:

- + Seminary was a good experience for my spouse/family
- + If I had to do it over, I would still come here

Degree Programs

For the degree programs, agreement with program specific items remains high overall, and sufficient data was received from the MABC, MABS, MACE, and ThM graduates to show for their program. Additionally, this year, the survey included MACL specific questions.

MACE

In the five MACE specific questions seen on page 32, agreement fell by 5 or more points in one question while rising 5 or more in another.

Dropping 5 or more percentage points off historical averages of agreement was:

- Organized, administered, & evaluated an educational program.

Increasing 5 or more percentage points from historical averages of agreement was:

- + Developed expertise on an age-group increased.

MABC

Also seen on page 32, five of the six MABC program specific questions increased by 5 or more percentage points above historical averages:

- + developed my ability to enter deeply into the lives of people with the truth and power of the Bible and the gospel
- + developed a deep level of commitment to people and to a ministry of helping them with their lives
- + developed my ability to engage in effective biblically based counseling in an actual ministry context
- + developed skills in evaluating secular and Christian psychological theories and practices from a biblical & theological point of view
- + developed my ability to understand and explain the issues and problems that people face in life from a thoroughly biblical point of view.

MABS

Of the three MABS specific questions all three remained within 5 percentage points of the historical average, shown on page 33.

ThM

Two of the three degree specific questions for the ThM program, shown on page 33, dropped 5 or more percentage points from the historical averages:

- developed acceptable skills in Hebrew exegesis
- demonstrated skills in my ministry track that are expected of someone entering ministry after seminary

Intercultural Ministries

Shown on page 35, of the fourteen question items related to intercultural ministry, six dropped 5 or more percentage points from the historical average:

- I can articulate the major issues facing missions now and in the immediate future
- I am able to synthesize insights gained through biblical exposition, theology, and missions/intercultural courses,
- I have developed skills that will be needed in leading ministry in an intercultural setting
- I have developed a strategy or plan for cross-cultural ministry that I envision working in the future
- I understand and embrace (desire to implement) the spiritual dynamics involved in intercultural ministry

Core Competencies

Respondents' assessment of having met all or most of the degree appropriate levels of the six core competencies remains high overall. However, as seen on page 36, two of the seven questions related to the six competencies fell 5 or more points off the historical average:

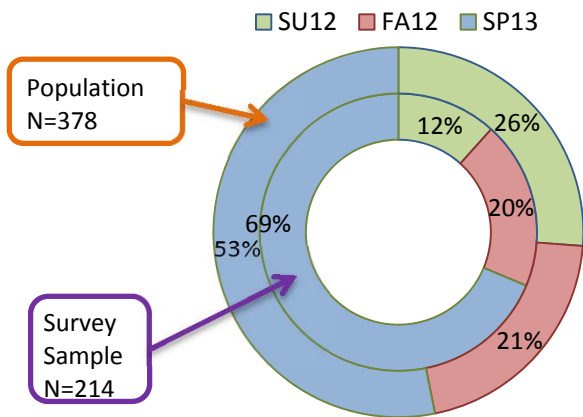
- Oral component of Communication
- Cultural Engagement

Institutional Effectiveness

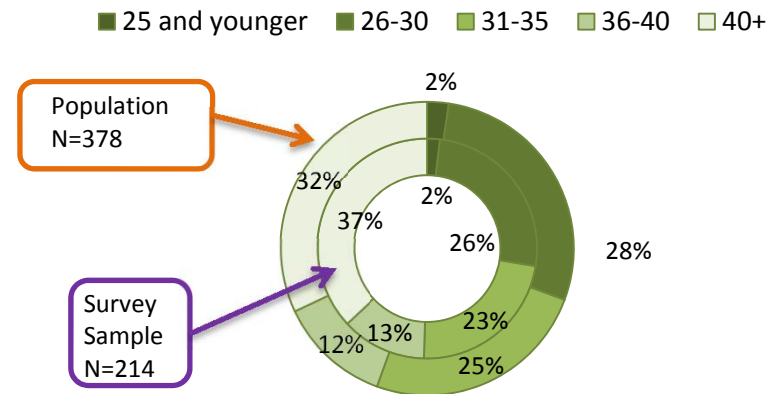
Also shown on page 36, of the seven items relating to institutional effectiveness, two increased by 5 or more percentage points from the historical average:

- + I have engaged in specific assessment exercises to aid in the Seminary's IE activities,
- + I am aware of changes that the Seminary has made during my time as a student that resulted from student feedback assessments such as the Graduating Student Survey and course evaluations.

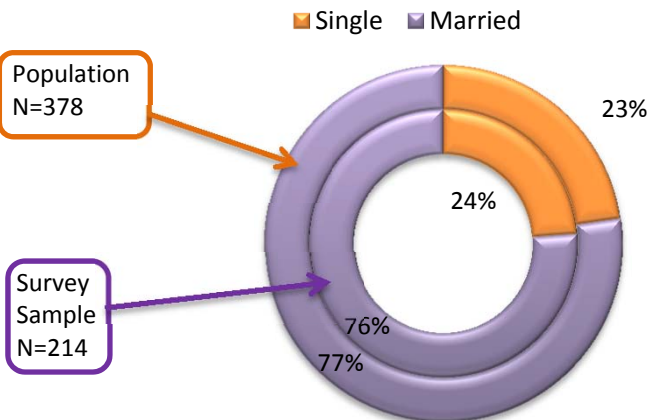
Graduating Semester



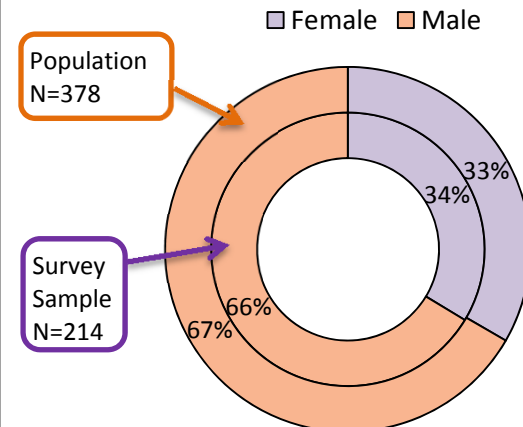
Age Group

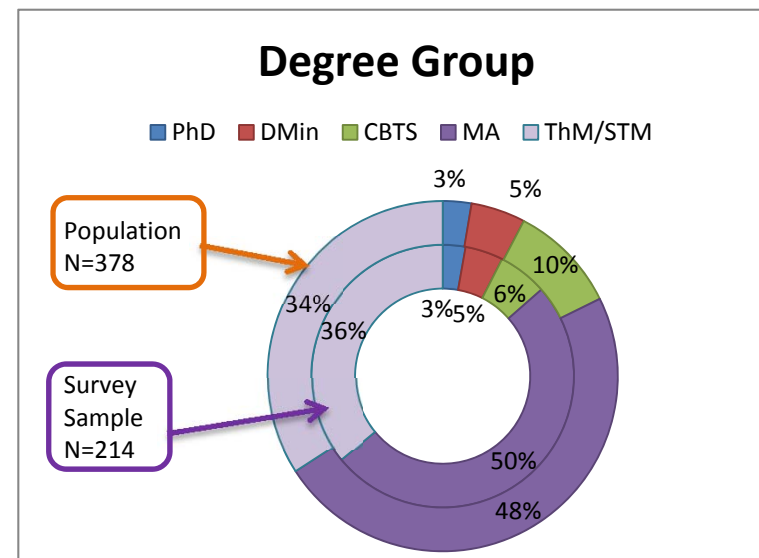
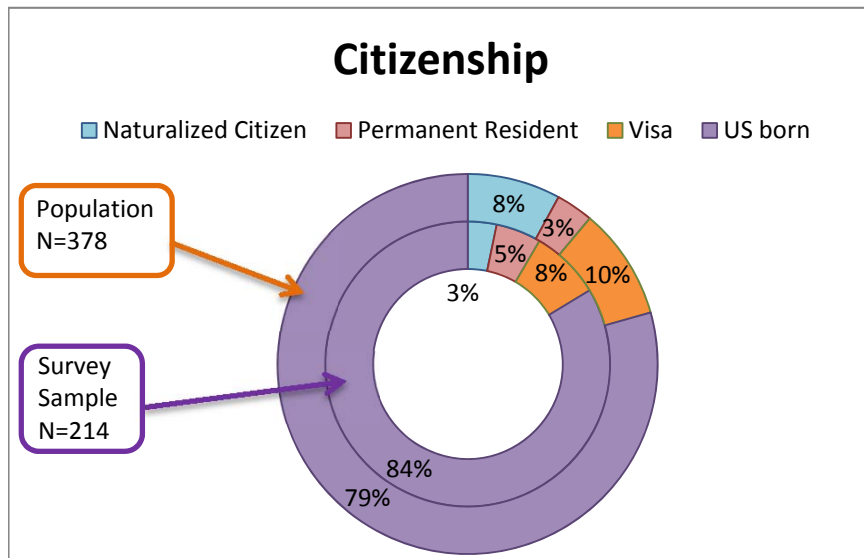
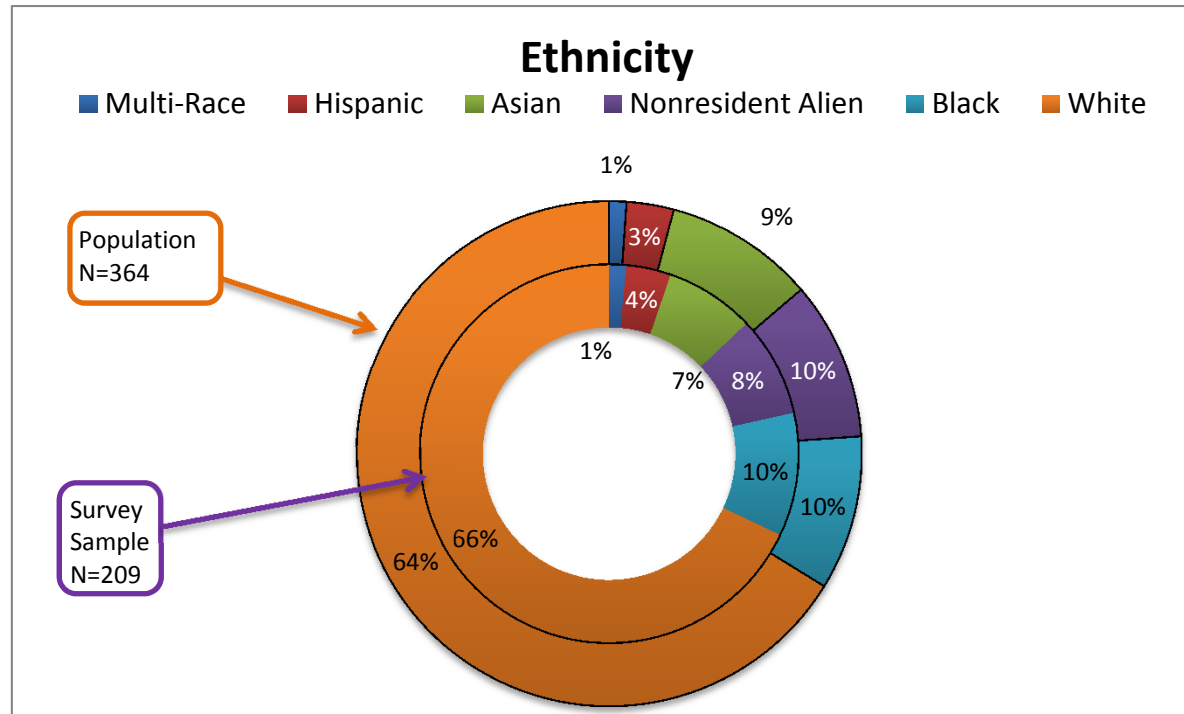


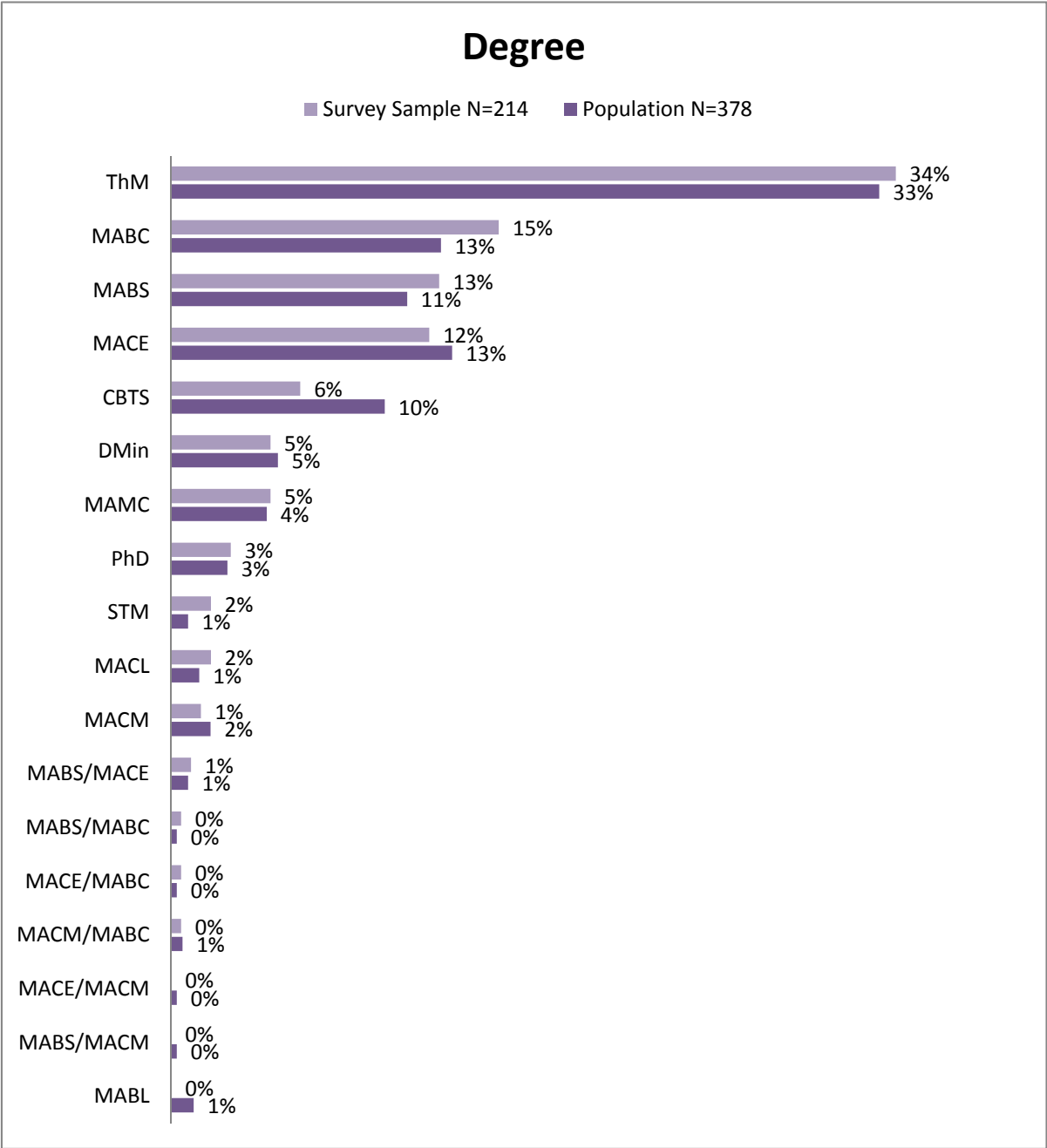
Marital Status



Sex

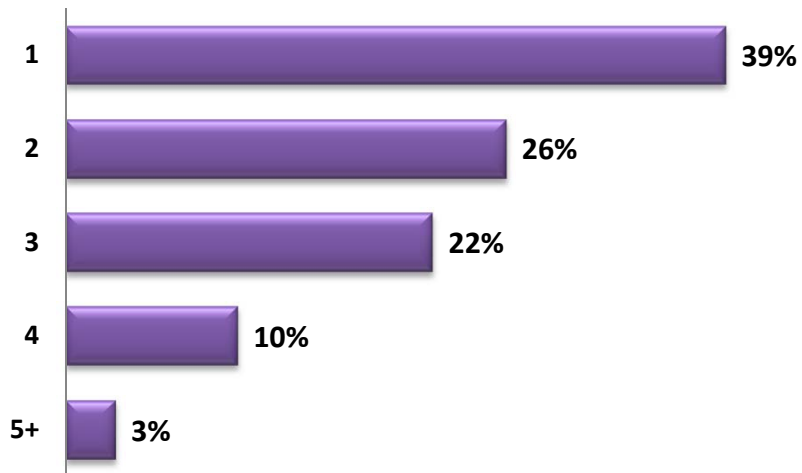






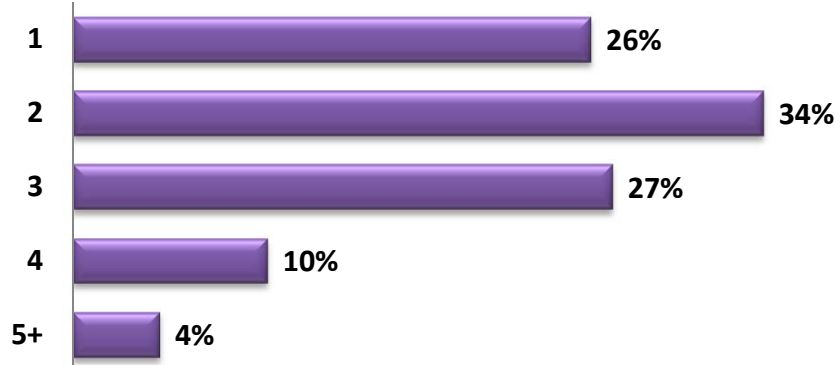
How many school-age children (ages 5-18)?

N=69



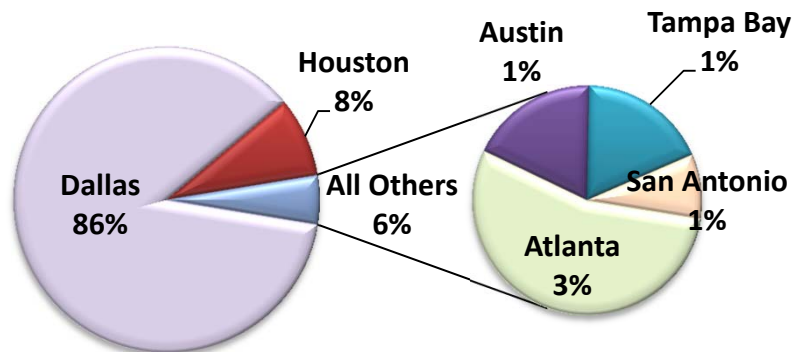
Number of children under 18 living in your care?

N= 94



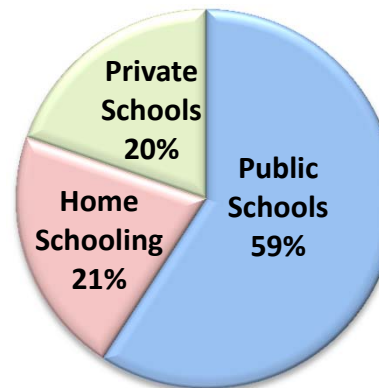
Where did you take most of your classes?

N=213

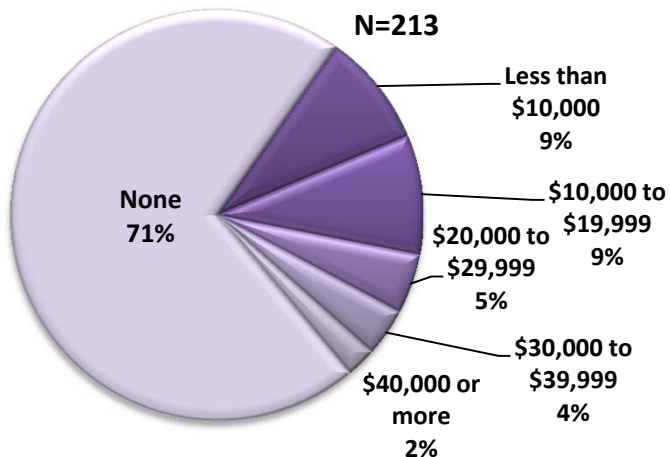


What is the main mode of education for 5-18 year olds?

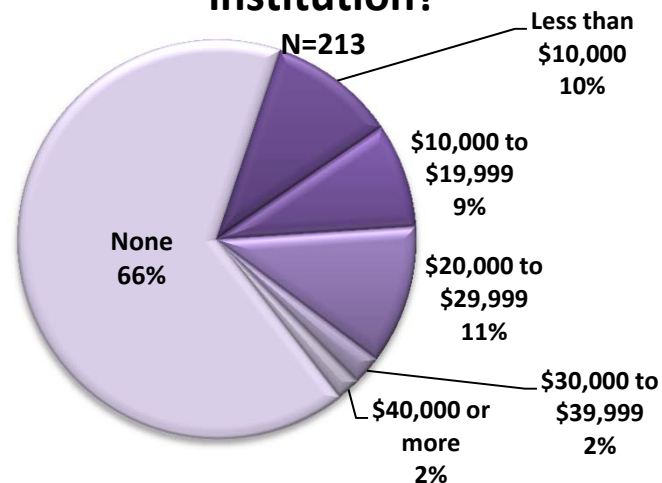
N=71



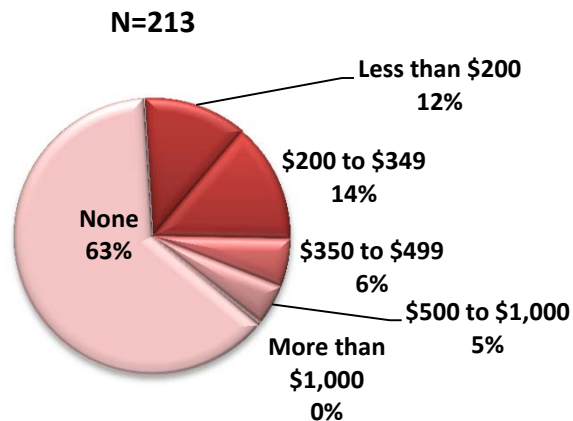
How much educational debt did you bring with you when you started at DTS?



How much educational debt did you incur at this institution?

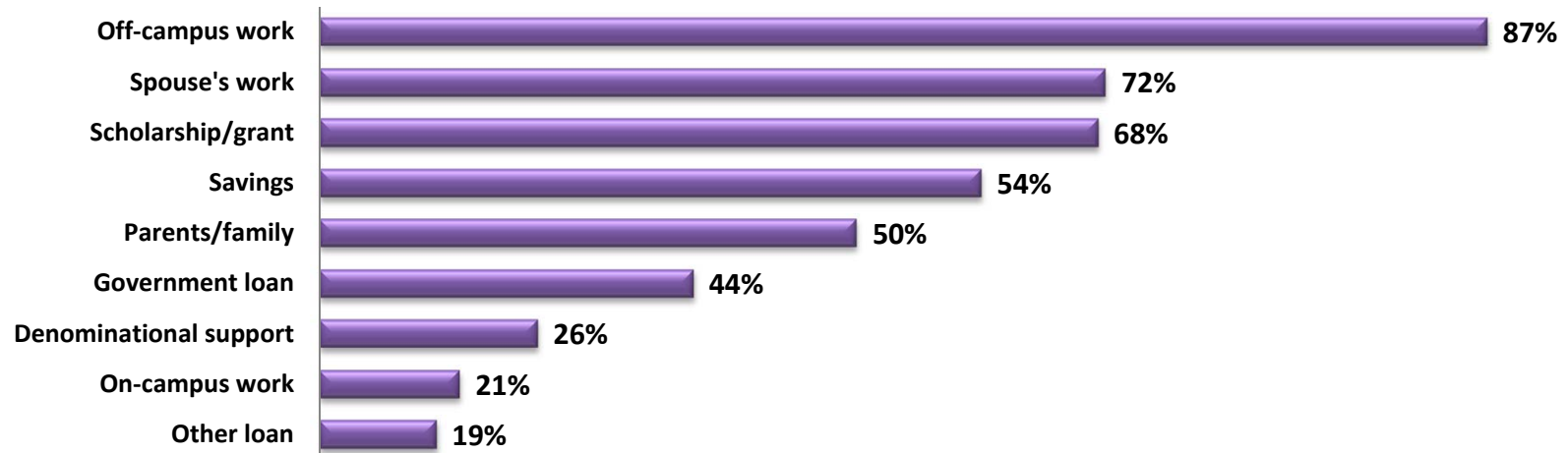


How much will your monthly educational debt payments be after graduation?

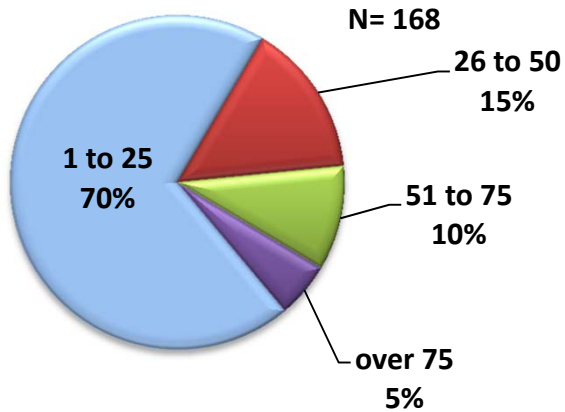


How important were the following sources of income in supporting your graduate studies?

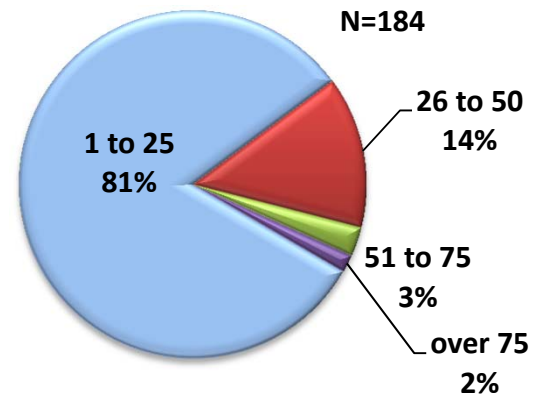
N=172



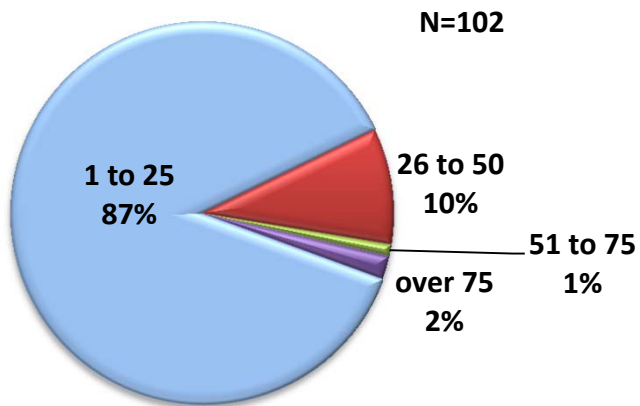
Approximately what percentage of your classes did you take as Evening Classes?



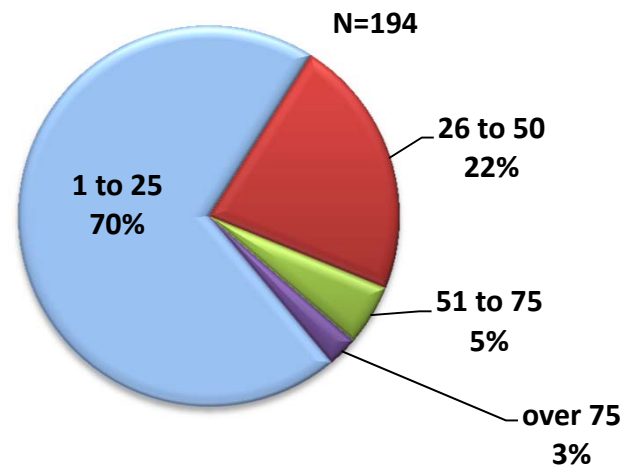
Approximately what percentage of your classes did you take as Summer Classes?



Approximately what percentage of your classes did you take as Wintersession Classes?



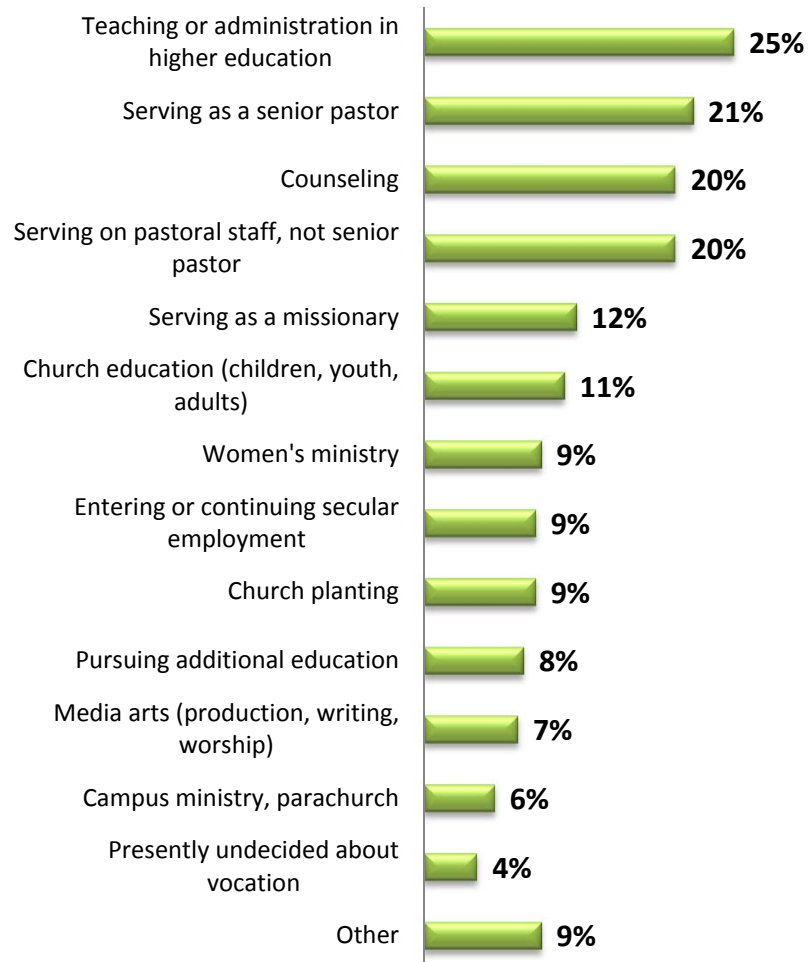
Approximately what percentage of your classes did you take as Online Classes?



What do you hope you will be doing 10 years from now?

Students could select up to 3

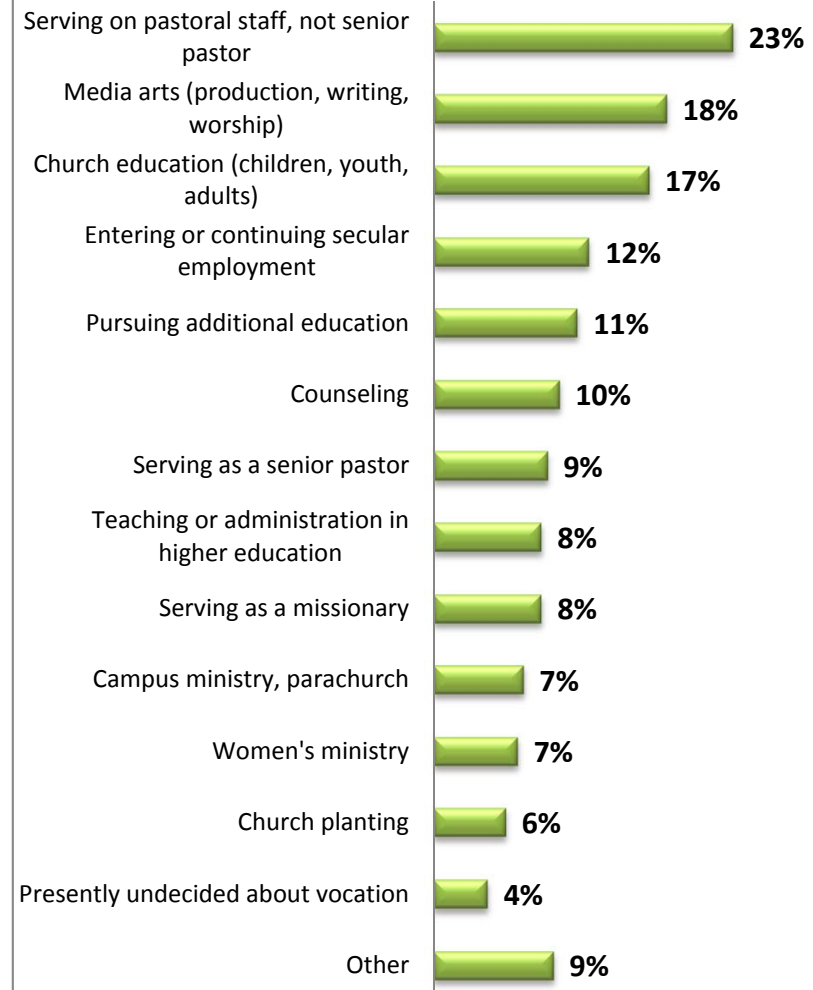
N=214



What are you most likely to be doing in the next two years?

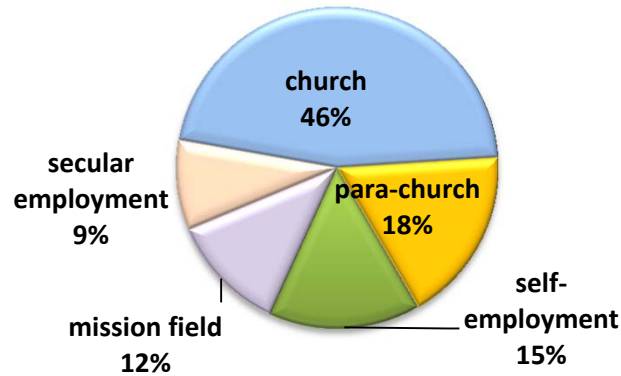
Students could select up to 3

N=214



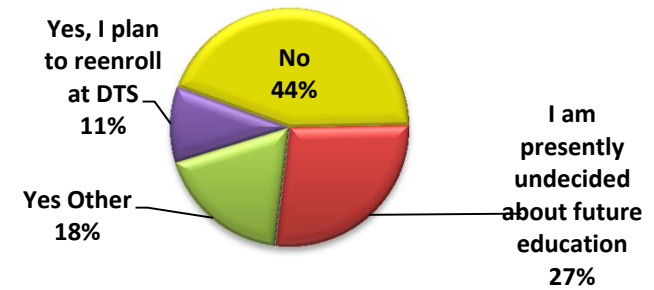
In what context do you hope to be working 10 years from now?

N=210



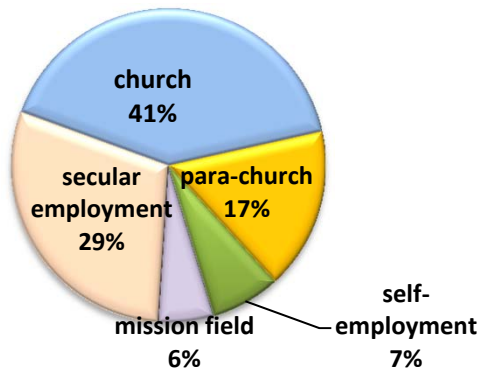
Do you plan to pursue additional education in the next 5 years?

N= 213



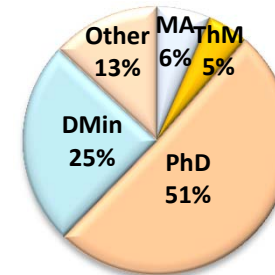
Two years from now, in what context will you likely be working in?

N=210



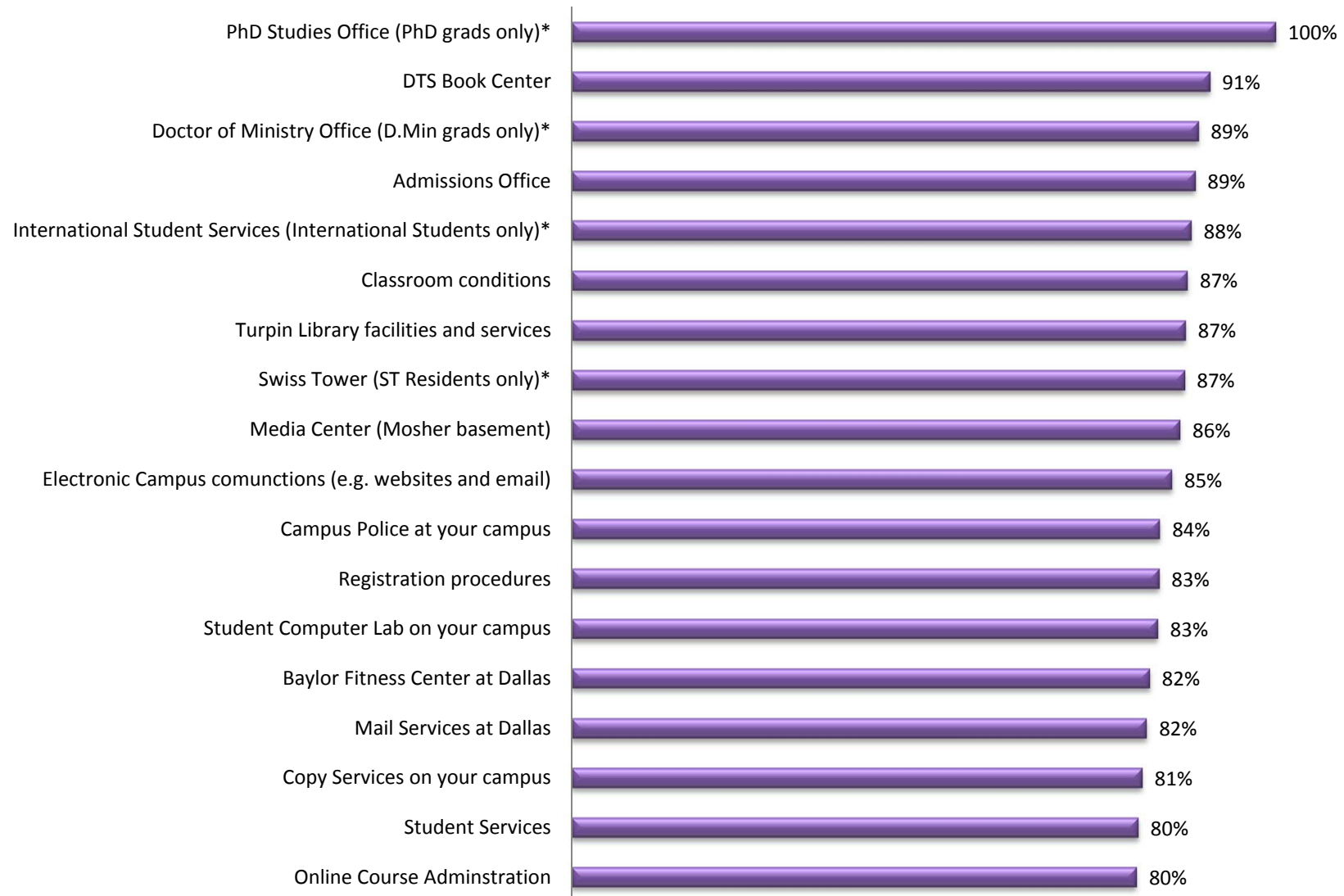
What degree do you plan to pursue?

N= 61



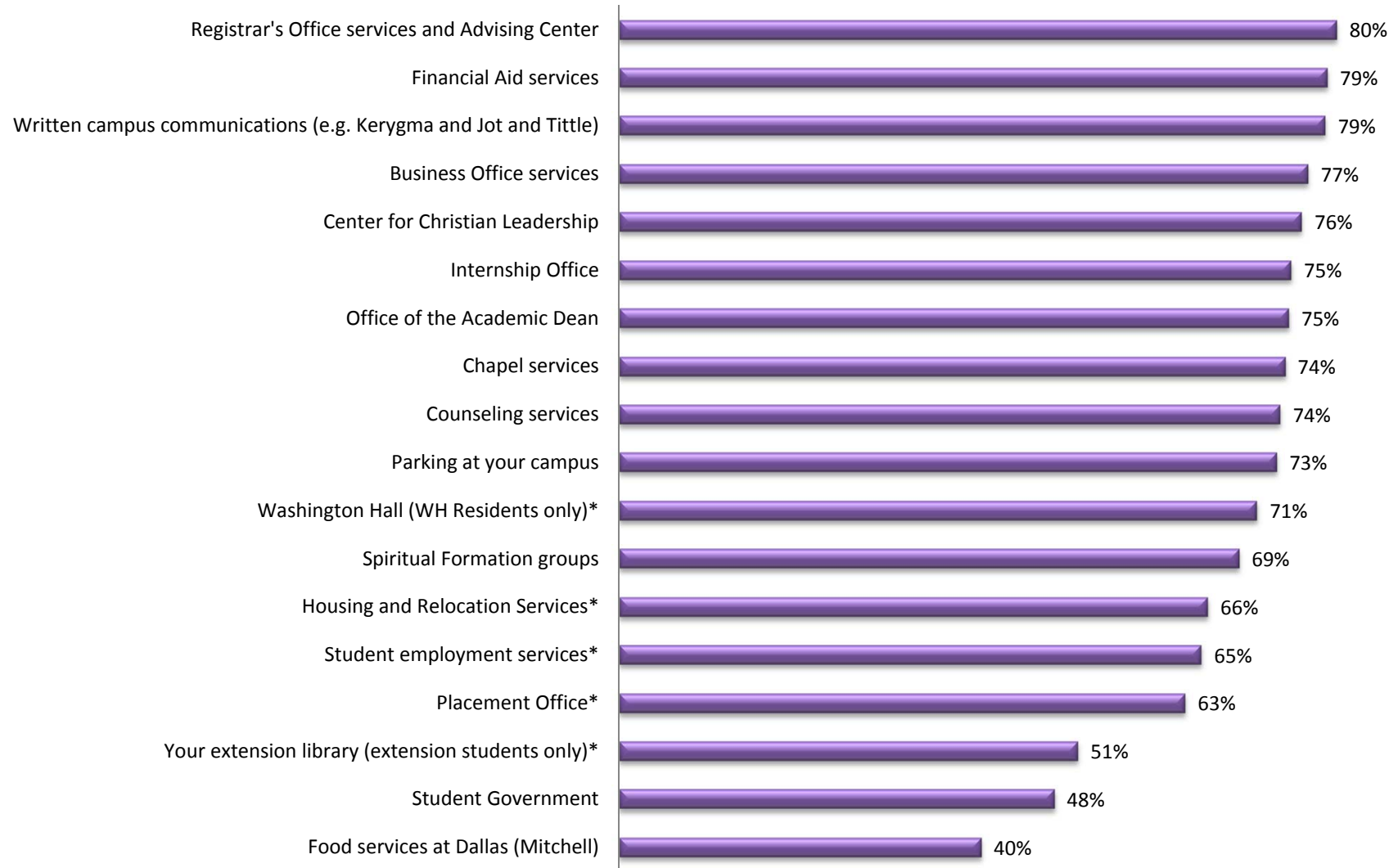
Satisfaction with Departments and Services

N=209



Satisfaction with Departments and Services cont.

N=209



*N varies below 87

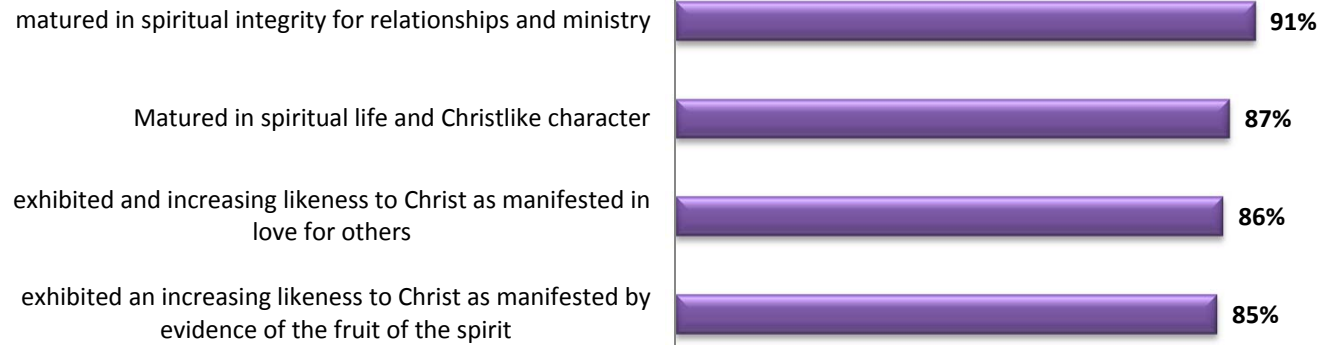
DTS Student Goals Part A

N=214



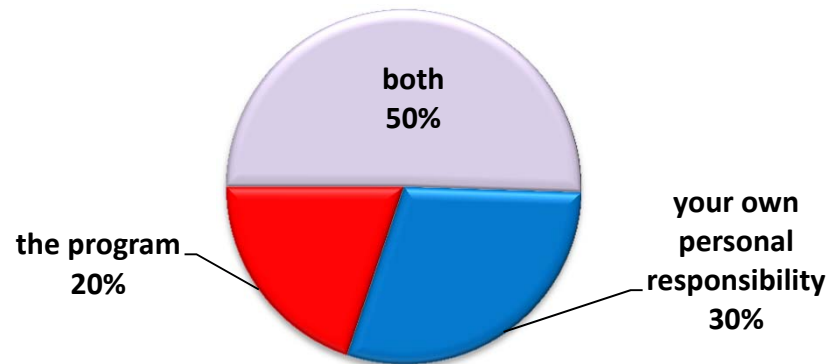
DTS Student Goals Part B

N=213



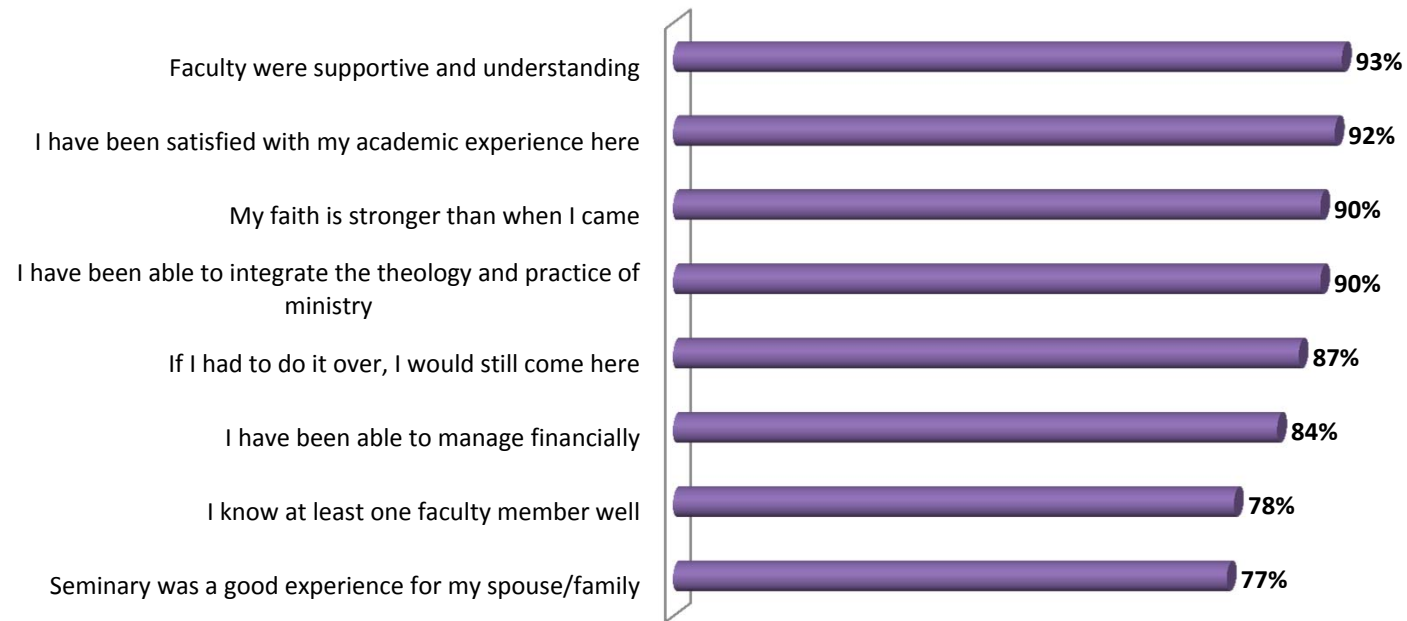
Non Agreement with DTS Student Goals Part B was due to Deficiencies in

N=61



Students' Overall Experience

N=213



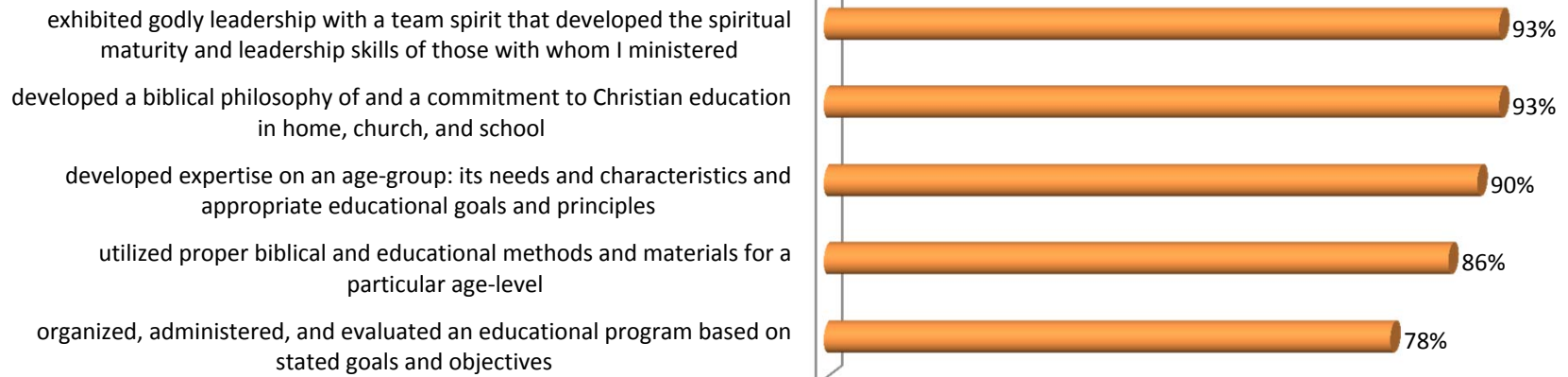
MABC During my time at DTS, I...

N=37 MABC Grads




MACE During my time at DTS, I...

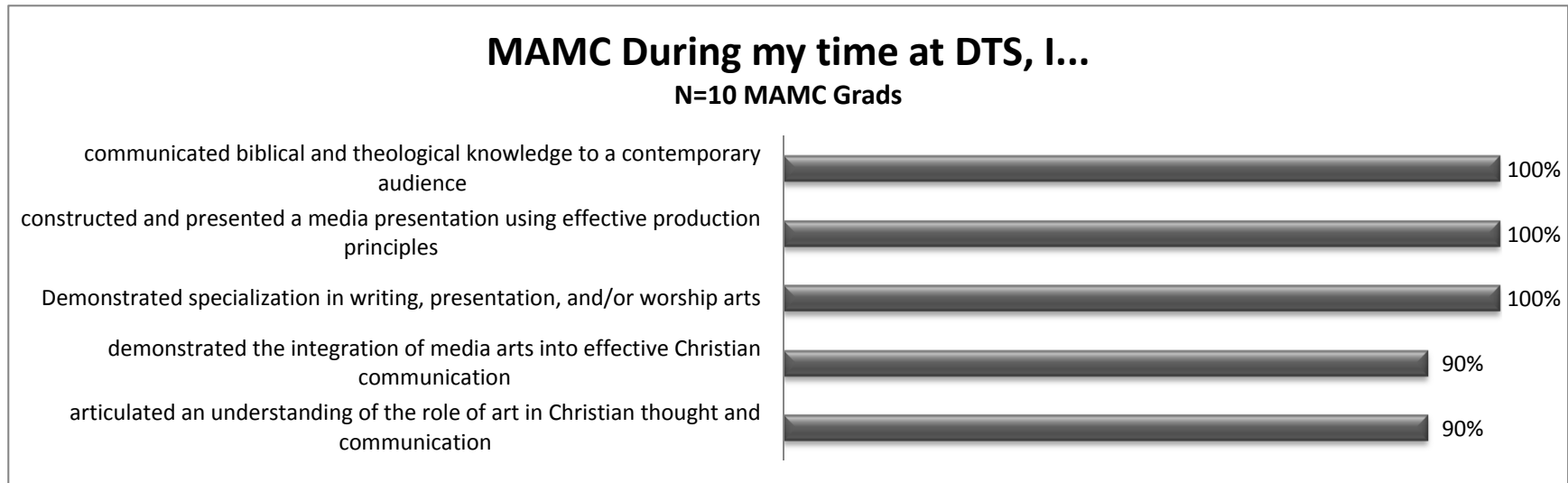
N=29 MACE Grads



MABS During my time at DTS, I...

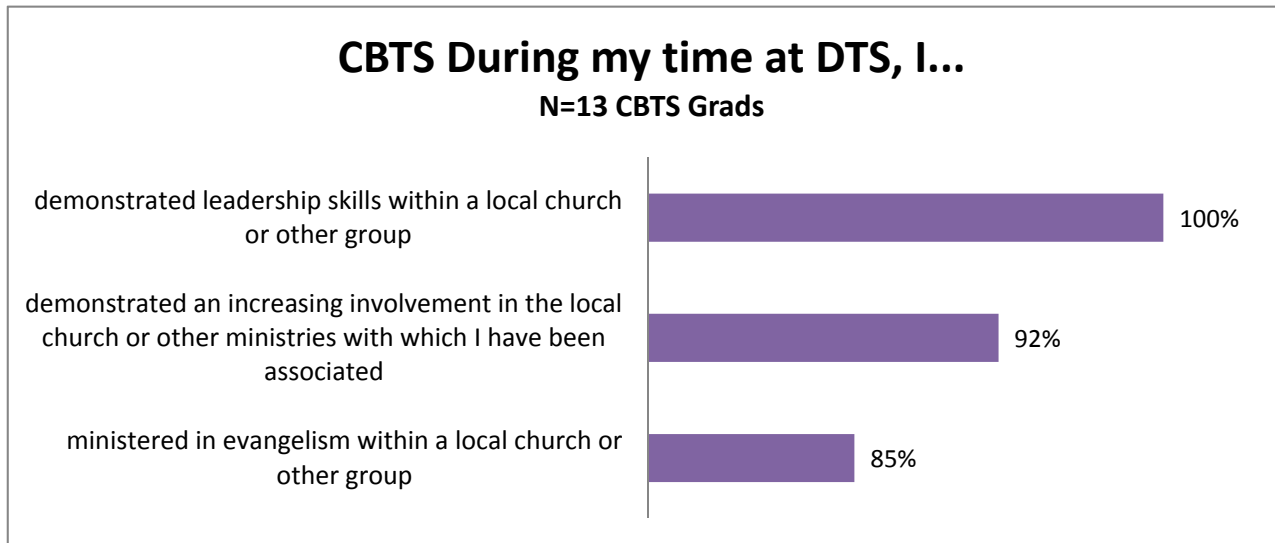
N=24 MABS Grads





The MACM specific items are not show due to the survey sample of only 3.

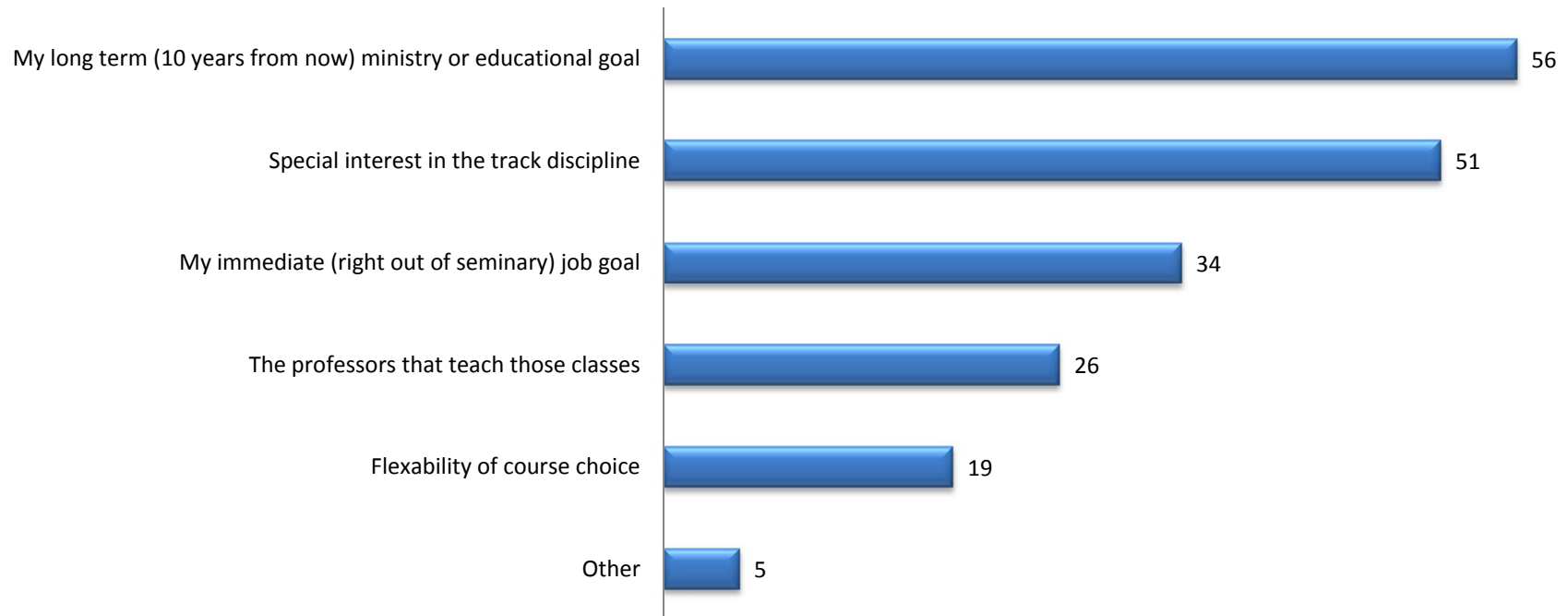
The MACL specific items are not shown due to the survey sample of only 2.



Top Three Reasons to Choose ThM Ministry Track

Student could select up to 3 options

N=79 ThM Grads



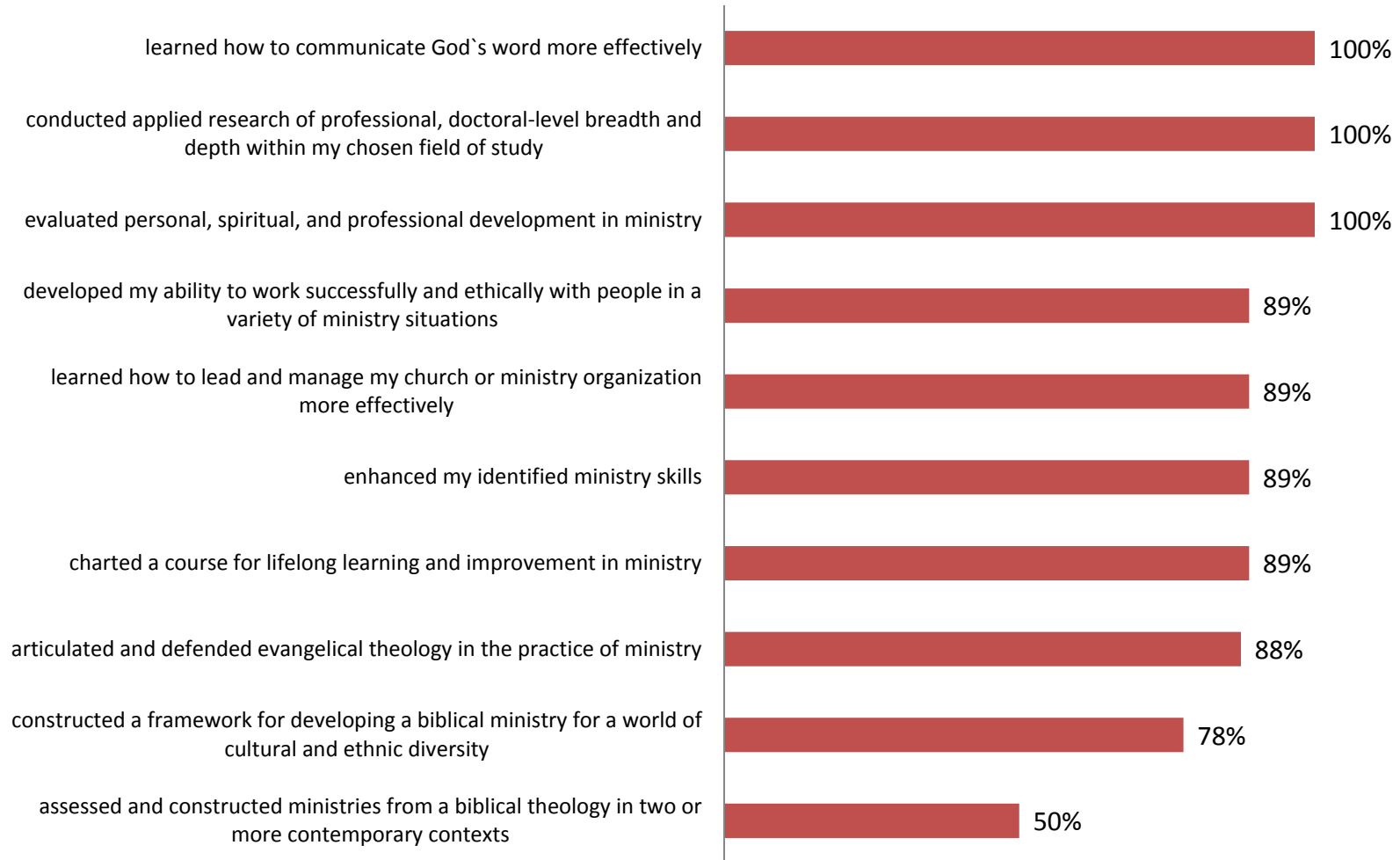
ThM During my time at DTS, I...

N= 79 ThM Grads



DMin During my time at DTS, I...

N=9 DMin Grads



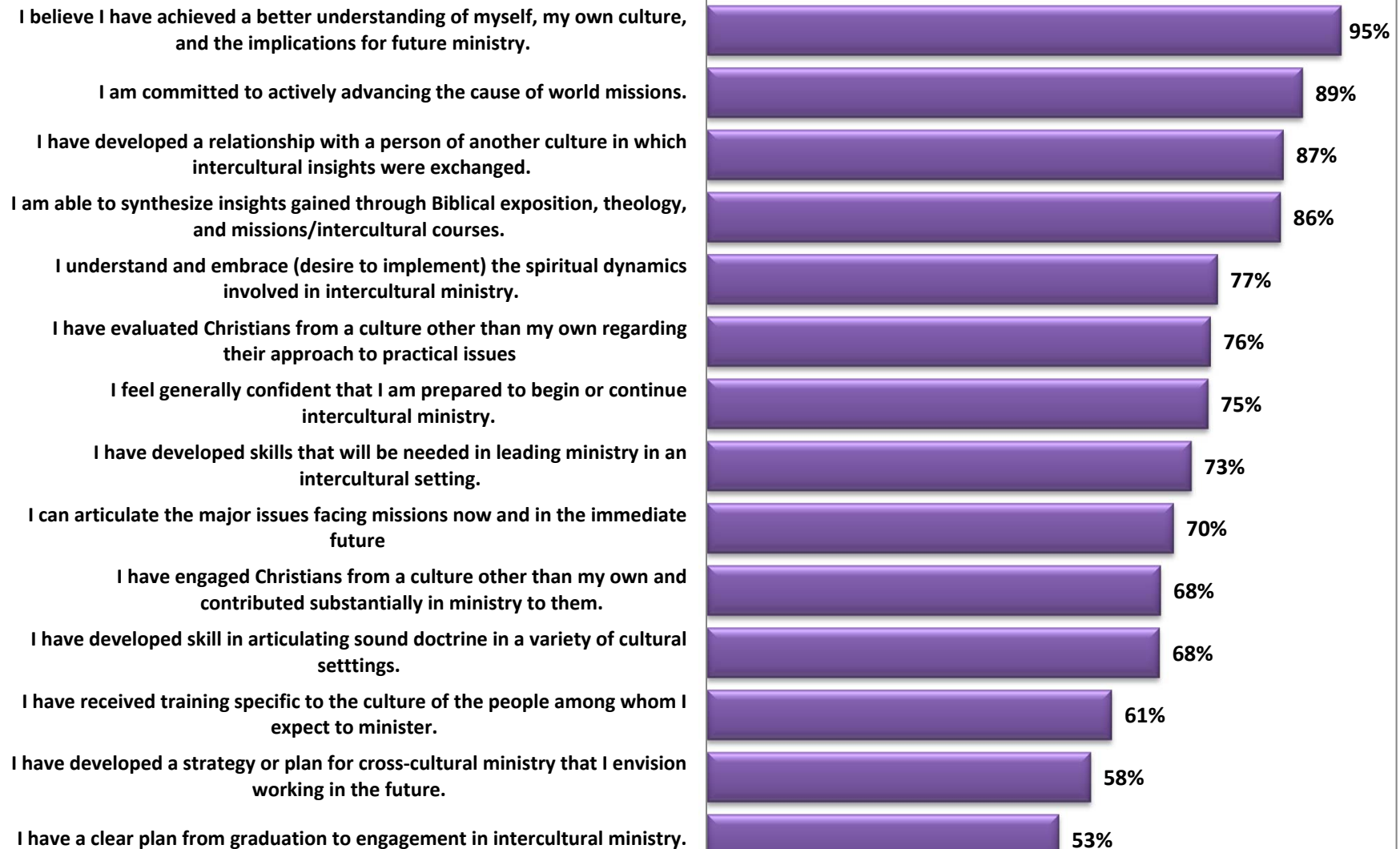
PhD During my time at DTS, I...

N=5 PhD Grads




Agreement with Intercultural Ministries Inventory

N=210



Would you assess yourself as meeting the level of competency for your degree? (% of Yes in all parts, and Yes, in most parts)

N=210



Agreement with participation in Institutional Effectiveness

N=214



Satisfaction with Departments and Services (2013 vs Historical Avg)				
	2004-2012 Avg	2013	Change from historical avg	
DTS Book Center	91%	91%	0%	
Admissions Office	90%	89%	-1%	
Classroom conditions	92%	87%	-5%	-
Turpin Library facilities/services	92%	87%	-5%	-
Media Center (Mosher basement)	86%	86%	0%	
Electronic communications	87%	85%	-2%	
Campus Police at your campus	88%	84%	-4%	
Registration procedures	87%	83%	-4%	
Baylor Fitness Center at Dallas	91%	82%	-9%	-
Mail Services*	82%	82%	0%	
Copy Services on your campus	77%	81%	4%	
Registrar's Office/Advising	80%	80%	0%	
Student Services	87%	80%	-7%	-
Online Course Admin	78%	80%	2%	
Financial Aid services	76%	79%	3%	
Written communications	81%	79%	-2%	
Single Student Housing** N=35	61%	71%	10%	+
Business Office services	84%	77%	-7%	-
Center for Christian Leadership	77%	76%	-1%	
Field Education/Internship	78%	75%	-3%	
Academic Dean's Office	76%	75%	-1%	
Counseling services	74%	74%	0%	
Chapel programs	75%	74%	-1%	
International Student services** 2013 N=16	81%	88%	7%	+
Parking at your campus	67%	73%	6%	+
Student Computer Lab on your campus	87%	83%	-4%	
Spiritual Formation groups** 2013 N=128	62%	69%	7%	+
Housing Office	63%	66%	3%	
Student employment services	65%	65%	0%	
Married Student Housing** 2013 N=39	90%	87%	-3%	
D.Min. Office** 2013 N=9	85%	89%	4%	
PhD Office** 2013 N=5	81%	100%	19%	+
Placement Office	65%	63%	-2%	
Your extension library** N=47	55%	51%	-4%	
Student government	52%	48%	-4%	
Food services at Dallas	74%	40%	-34%	-

*New question in 2012

** Only counted respondents with direct experience of department or program.

DTS Goals Part A (2013 vs Historical Avg)				
During my time at DTS, I ...	Percent of Agreement			
	2008-2012 Avg	2013	Change from historical avg	
Developed some ability to think theologically	98%	95%	-3%	
Acquired a basic knowledge of the contents of the Bible	97%	94%	-3%	
Gained knowledge in how to interpret the Bible	97%	94%	-3%	
Acquired a basic knowledge of systematic theology*	92%	94%	2%	
Acquired skills in personal Bible study	92%	91%	-1%	
Acquired an ability to defend the truths of the Bible	91%	91%	0%	
Acquired a greater zeal and proficiency for communicating God's word to others	89%	90%	1%	
Acquired ability to do research on various levels	88%	90%	2%	
Gained insights into contemporary theological issues and how to evaluate them	89%	89%	0%	
Acquired a basic knowledge of the historical development of the church	84%	89%	5%	+
Acquired a basic knowledge of premillennial, dispensational theology	94%	88%	-6%	-
Developed some interpersonal skills essential for effectiveness in ministry	77%	84%	7%	+
Gained an awareness of contemporary moral and ethical issues	81%	83%	2%	
Developed skills in preaching and/or teaching the Bible	83%	83%	0%	
Acquired an awareness of the church's missionary enterprise and the spiritual needs of the world	83%	83%	0%	
Acquired a knowledge of pastoral, educational, and missionary principles basic to serving effectively in my chosen area of ministry	85%	82%	-3%	
Developed a deepening, maturing relationship with God*	86%	82%	-4%	
Developed skill in applying principles of pastoral, educational, or missionary leadership	80%	81%	1%	
Developed leadership skills to help meet the spiritual needs of the world	75%	81%	6%	+
Gained some experience in actual ministry	83%	81%	-2%	
Developed the use of my spiritual gifts	74%	76%	2%	
Developed ability to use modern media in communication	62%	64%	2%	

* Items not asked in 2008

DTS Goals Part B (2013 vs Historical Avg)			
During my time at DTS, I ...	Percent of Agreement		
	2008-2013 Avg	2013	Change from historical avg
Matured in spiritual integrity for relationships and ministry	90%	91%	1%
Matured in spiritual life and Christlike character	89%	87%	-2%
Exhibited an increasing likeness to Christ as manifested in love for others	88%	86%	-2%
Exhibited an increasing likeness to Christ as manifested by evidence of the fruit of the Spirit	87%	85%	-2%

DTS Experience Agreement (2013 vs Historical Avg)				
Overall Experience	2010-2012	2013	Change from	
	Avg		historical avg	
Faculty were supportive and understanding	96%	93%	-2%	
I have been satisfied with my academic experience here	92%	92%	0%	
I have been able to integrate the theology and practice of ministry	90%	90%	1%	
My faith is stronger than when I came	85%	90%	4%	
If I had to do it over, I would still come here	79%	87%	8%	+
I have been able to manage financially	82%	84%	1%	
I know at least one faculty member well	74%	78%	4%	
Seminary was a good experience for my spouse/family	69%	77%	8%	+

MACE (2013 vs Historical Avg)				
During my time at DTS, I ...	Percentage of Agreement			
	2001-2012 Avg	2013	Change from historical avg	
Developed biblical philosophy & commitment to Christian ed	96%	93%	-2%	
Exhibited godly leadership with spiritual maturity	93%	93%	0%	
Developed expertise on an age-group	85%	90%	5%	+
Utilitized methods and materials for an age-group	88%	87%	-1%	
Organized, administered, & evaluated an educational program	90%	78%	-12%	-

MACM (2013 vs Historical Avg)				
During my time at DTS, I ...	Percentage of Agreement			
	2001-2012 Avg	2013	Change from historical avg	
developed skill in tracing redemptive purpose for world	95%	100%	5%	
developed awareness of principles of effective multicultural ministry	98%	100%	2%	
developed my familiarity with essential principles of anthropology, ethnology, sociology, and psychology as they relate to missions	98%	100%	2%	
communicated Bible effectively in an intercultural context	83%	100%	17%	+
designed an effective strategy for intercultural ministry	85%	100%	15%	+
developed accurate profile of target ministry country or area	82%	67%	-15%	-

MABC (2013 vs Historical Avg)				
During my time at DTS, I ...	Percentage of Agreement			
	2001-2012 Avg	2013	Change from historical avg	
developed my ability to understand and explain the issues and problems that people face in life from a thoroughly biblical point of view	87%	100%	13%	+
developed skills in evaluating secular and Christian psychological theories and practices from a biblical & theological point of view	84%	97%	13%	+
developed a deep level of commitment to people and to a ministry of helping them with their lives	89%	97%	8%	+
developed my ability to engage in effective biblically based counseling in an actual ministry context	86%	97%	11%	+
developed deep levels of biblical and spiritual integrity in my personal life, relationships, and ministry	95%	95%	0%	
developed my ability to enter deeply into the live of people with the truth and power of the Bible and the gospel	87%	94%	7%	+

MABS (2013 vs Historical Avg)				
During my time at DTS, I ...	Percentage of Agreement			
	2003-2012 Avg	2013	Change from historical avg	
Demonstrated leadership skills within a local church or other group	90%	86%	-4%	
demonstrated an increasing involvement in the local church or other ministries	87%	83%	-4%	
Ministered in evangelism within a local church or other group	75%	75%	0%	

MAMC (2013 vs Historical Avg)				
During my time at DTS, I ...	Percentage of Agreement			
	2010-2012 Avg	2013	Change from historical avg	
articulated an understanding of the role of art in Christian thought and communication	95%	90%	-5%	-
demonstrated the integration of media arts into effective Christian communication		90%		
demonstrated specialization in writing, presentation, and/or worship arts	81%	100%	19%	+
constructed and presented a media presentation using effective production principles		100%		
communicated biblical and theological knowledge to a contemporary audience	83%	100%	17%	+

CGS/CBTS (2013 vs Historical Avg)				
During my time at DTS, I ...	Percentage of Agreement			
	2003-2012 Avg	2013	Change from historical avg	
Demonstrated leadership skills within a local church or other group	69%	100%	32%	+
demonstrated an increasing involvement in the local church or other ministries	65%	94%	29%	+
Ministered in evangelism within a local church or other group	78%	85%	7%	-

ThM/STM (2013 vs Historical Avg)				
During my time at DTS, I ...	Percentage of Agreement			
	2001-2012 Avg	2013	Change from historical avg	
Developed acceptable skills in Greek exegesis	94%	90%	-4%	
demonstrated skills in my ministry track that are expected of someone entering ministry after seminary	91%	81%	-10%	-
Developed acceptable skills in Hebrew exegesis	81%	75%	-6%	-

DMin (2013 vs Historical Avg)				
During my time at DTS, I ...	Percentage of Agreement			
	2005-2012 Avg	2013	Change from historical avg	
Evaluated personal, spiritual, and professional development in ministry	100%	100%	0%	
Conducted applied research of professional, doctoral-level breadth and depth in chosen field	100%	100%	0%	
learned how to communicate God`s word more effectively	94%	100%	6%	+
Charted a course for lifelong learning and improvement in ministry	95%	89%	-6%	-
Enhanced identified ministry skills	99%	89%	-10%	-
learned how to lead and manage my church or ministry organization more effectively	99%	89%	-10%	-
developed my ability to work successfully and ethically with people in a variety of ministry situations	90%	89%	-1%	
Articulated and defended evangelical theology in the practice of ministry	88%	88%	0%	
constructed a framework for developing a biblical ministry for a world of cultural and ethnic diversity	84%	78%	-6%	-
Assessed and constructed ministries from a biblical theology in 2 or more contemporary contexts	91%	50%	-41%	-

PhD (2013 vs Historical Avg)				
During my time at DTS, I ...	Percentage of Agreement			
	2005-2009, and 2012 Avg*	2013	Change from historical avg	
did in-depth research in secondary sources relating to my chosen field of study	100%	100%	0%	
did in-depth research in primary sources relating to my chosen field of study	100%	100%	0%	
understood and critiqued major issues in my chosen filed of study, including the main views on those issues	96%	100%	4%	
demonstrated ability and acceptability in Christian ministry	97%	100%	3%	
developed my ability to communicate effectively through writing	100%	100%	0%	
developed my ability to communicate effectively through preaching	88%	80%	-8%	-
developed my ability to communicate effectively through teaching	93%	80%	-13%	-
developed my ability to communicate effectively in evangelism	70%	80%	11%	+

* there were no respondents in 2010 and 2011

Intercultural Ministry Questions (2013 vs Historical Avg)				
Statement	Percent of Agreement			
	2009-2012 Avg	2013	Change from historical avg	
I believe I have achieved a better understanding of myself, my own culture, and the implications for future ministry	97%	95%	-2%	
I am committed to actively advancing the cause of world missions	93%	89%	-4%	
I have developed a relationship with a person of another culture in which intercultural insights were exchanged	86%	87%	2%	
I am able to synthesize insights gained through biblical exposition, theology, and missions/intercultural courses	92%	86%	-6%	-
I understand and embrace (desire to implement) the spiritual dynamics involved in intercultural ministry	89%	77%	-12%	-
I have evaluated Christians from a culture other than my own regarding their approach to practical issues	77%	76%	-1%	
I feel generally confident that I am prepared to begin or continue intercultural ministry	77%	75%	-2%	
I have developed skills that will be needed in leading ministry in an intercultural setting	79%	73%	-6%	-
I can articulate the major issues facing missions now and in the immediate future	75%	70%	-5%	-
I have engaged Christians from a culture other than my own and contributed substantially in ministry to them	67%	68%	1%	
I have developed skill in articulating sound doctrine in a variety of cultural settings *	86%	68%		
I have received training specific to the culture of the people among whom I expect to minister	66%	61%	-5%	-
I have developed a strategy or plan for cross-cultural ministry that I envision working in the future	65%	58%	-7%	-
I have a clear plan from graduation to engagement in intercultural ministry	55%	53%	-2%	

* new question in 2012

Core Competencies (2013 vs Historical Avg)				
Would you assess yourself as meeting the level of competency appropriate to your degree?	Percent of Yes, All or Most			
	2007-2012 Avg	2013	Change from historical avg	
Christian Spirituality	93%	94%	1%	
Communication-Written	95%	93%	-2%	
Theology	94%	92%	-2%	
Biblical Interpretation	96%	92%	-4%	
Servant Leadership	91%	89%	-2%	
Communication-Oral	90%	85%	-5%	-
Cultural Engagement	78%	70%	-8%	-

Institutional Effectiveness (2013 vs Historical Avg)				
	Percent of Agreement			
	2005-2012 Avg	2013	Change from historical avg	
The courses I took usually fulfilled the objectives stated in the syllabi	92%	91%	-1%	
I am aware of the Seminary's mission statement	91%	90%	-1%	
The Seminary's mission statement is well reflected by the goals and objectives of my degree program	86%	89%	3%	
I have engaged in specific assessment exercises to aid in the Seminary's IE activities	63%	68%	5%	+
The opinions of students are considered important by Seminary when it determines its quality of education	67%	67%	0%	
The Seminary seeks out the viewpoint students in its planning and decision-making processes	62%	63%	1%	
I am aware of changes that the Seminary has made during my time as a student that resulted from student feedback	49%	60%	11%	+